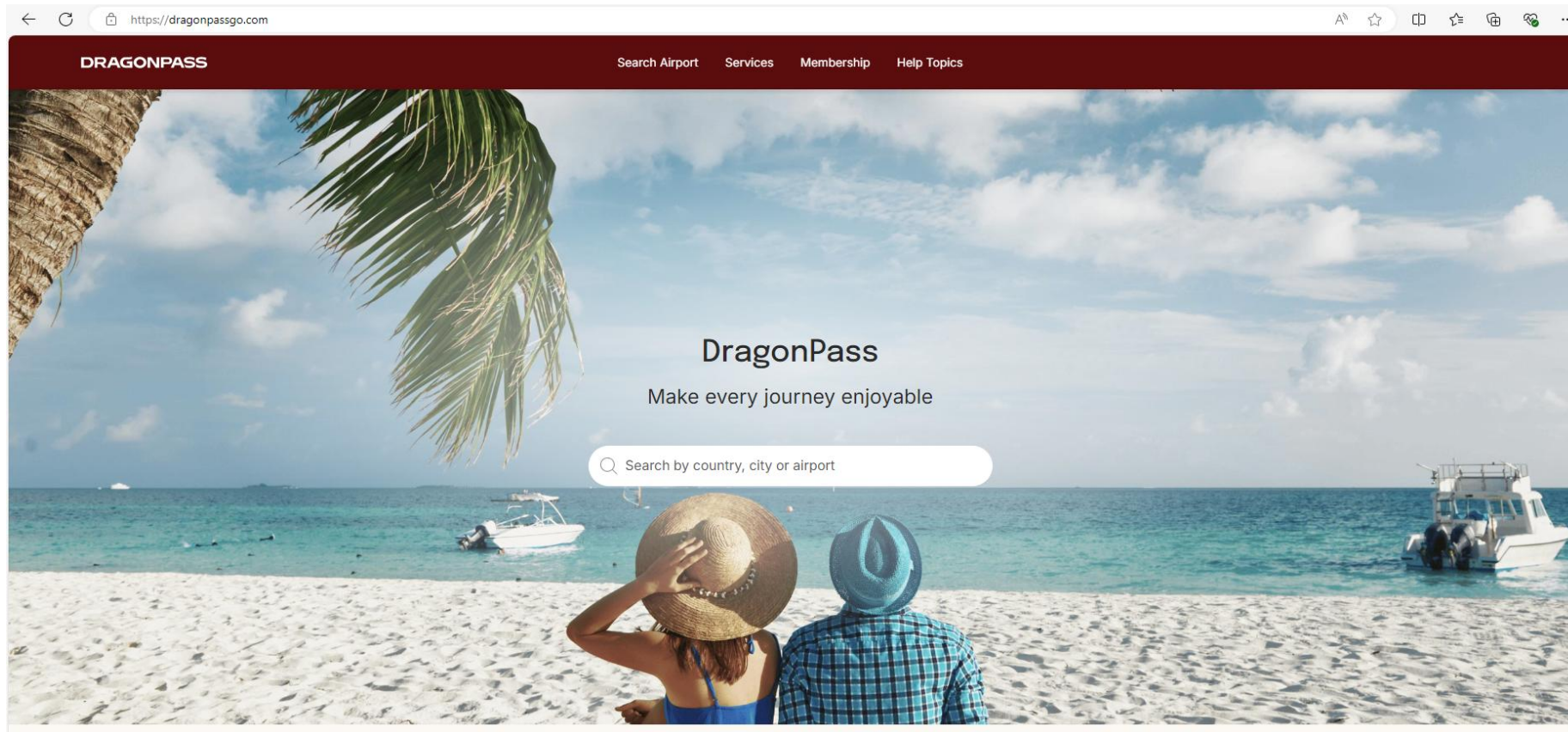


DragonPassGo - Booking flow

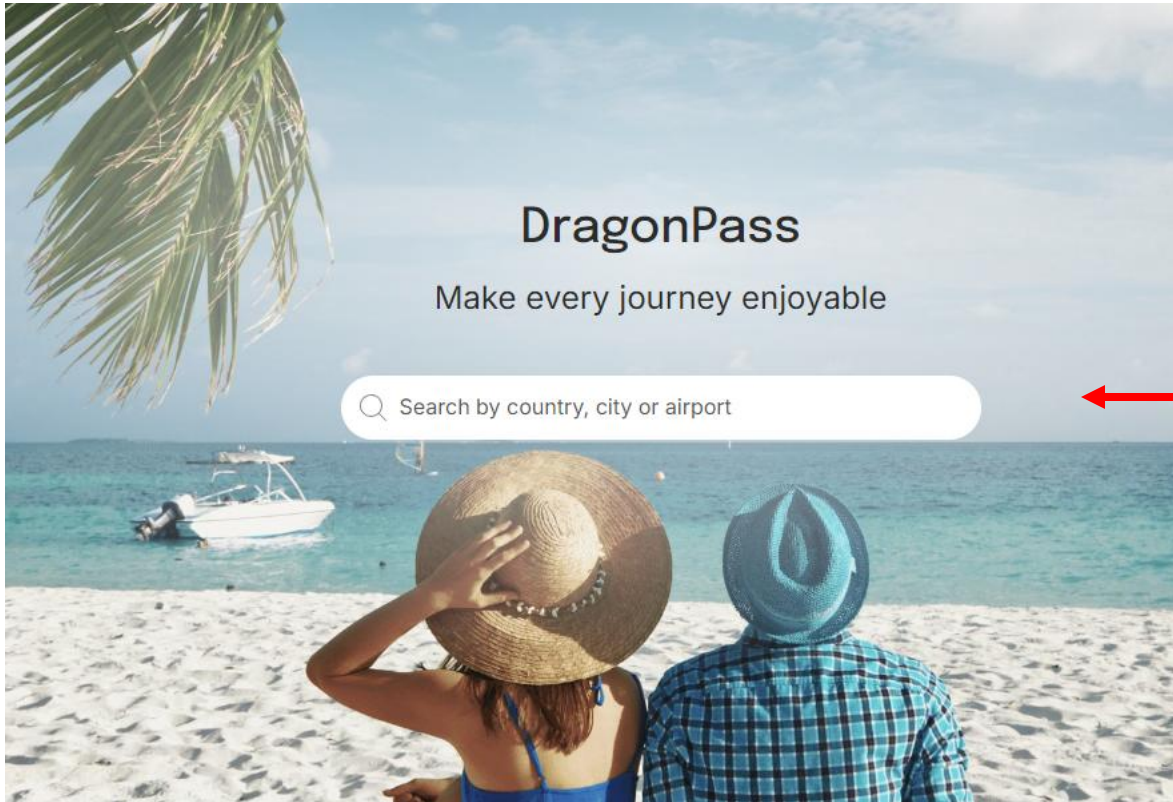


Step 1

เข้าเว็บไซต์ / visit <https://dragonpassgo.com/>



| Step 2



ในหน้า Home ใส่ชื่อสนามบิน หรือ ประเทศ หรือ เมือง ที่จะใช้บริการห้องรับรอง (Lounge) (สนามบินที่เริ่มต้นเดินทาง)
On the homepage, input the airport, country, or city that the cardholder is traveling to or from.

Step 3

The screenshot shows the DragonPass website interface. At the top, there is a dark red navigation bar with the 'DRAGONPASS' logo on the left and links for 'Search Airport', 'Services', 'Membership', and 'Help Topics' on the right. Below this is a horizontal menu with several options: 'KLIA', 'KLIA', 'KLIA (International Arrival)', 'KLIA 2', 'KLIA2', 'Satellite Building', and 'Terminal 2'. A red box highlights the 'KLIA' and 'Terminal 2' options. Below the menu, the main content area is titled 'Lounges in KLIA'. It features two icons with text: a person icon for 'the lounge is available for walk-in access' and a calendar icon for 'the lounge is available for pre-booking'. A central image shows the interior of the Sama Sama Express lounge. Below the image, the text 'Sama Sama Express' is displayed, followed by the lounge's location: 'KLIA, International Departure, Airside'. A 'Buy Pass' button is located at the bottom right of the lounge card.

1


เลือกอาคารผู้โดยสาร (terminal) ที่จะใช้ Lounge ในสนามบินนั้น
Select the appropriate airport terminal.

2

คลิก Buy pass
Click on Buy pass.

Step 4

DRAGONPASS Search Airport Services Membership Help Topics



Sama Sama Express
Kuala Lumpur International Airport (KUL)
KLIA • International Departure • Airside

Opening Hours
24 hours daily

USD \$55 + \$8 per pass
Pre-book Lounge

USD \$55 per pass
Buy Walk-Up Pass

① Walk-Up Passes can be used for all lounges in DragonPass network, on any date of choice.



คลิก Buy Walk-Up Pass
Click on Buy Walk-Up Pass

Step 5

< Exit purchase

Your Order

PURCHASE LOUNGE PASS



Lounge Pass

One lounge pass grants entry into any lounge in the DragonPass network, on any date of your choice, subject to capacity.

Lounge passes are valid for 1 year from the date of purchase.

Some lounges do not allow large groups. Check the lounge details for any limits before booking.

USD \$55.00 per pass

- 1 +

ORDER SUMMARY

1 x Lounge Pass \$55.00
DISC: 100% OFF - \$55.00

Have a discount code? (optional)

7qGy2dR5yG Remove

Discount codes does not apply to pre-booking fee.

Total USD \$0.00

Next

1

กรอกโค้ดที่ได้รับจากแอป KTC Mobile

Apply discount code that received from KTC Mobile App

2

หลังจากกรอกแล้ว ส่วนลดจะลด 100% ราคาทั้งหมดจะเป็น USD \$0
For the client, the discount code would be 100% off. Total would reflect USD \$0.

3

คลิก Next

Click Next

Step 6

DRAGONPASS Search Airport Services Membership Help Topics

< Exit purchase

Booking Details

ENTER YOUR DETAILS

Fields marked with an * are required.

First name (as shown on your passport)*

Last name (as shown on your passport)*

Email*

Confirm email*

Mobile number*

+ 44

Back Next

ORDER SUMMARY

1 x Lounge Pass \$55.00
DISC: 100% OFF - \$55.00

Have a discount code? (optional)

7qGy2dR5yG Remove

Discount codes does not apply to pre-booking fee.

Total USD \$0.00

กรอกข้อมูลให้ครบทุกช่อง

Enter booking details, all fields all required to be completed.

Step 7

DRAGONPASS Search Airport Services Membership Help Topics

< Exit purchase

Review Your Order

BOOKING DETAILS

First Name
joey

Last name
chin

Email
joey.chin@dragonpass.com

Mobile number
+65 91705337

ORDER SUMMARY

1 x Lounge Pass \$55.00
DISC: 40% OFF - \$22.00

Have a discount code? (optional)

DPGUAT4002 Remove

Discount codes does not apply to pre-booking fee.

Total USD \$33.00

Back Next

ตรวจสอบข้อมูลให้ถูกต้อง และ คลิก Next
Verify the order details and click Next

Step 8

การจองสำเร็จเรียบร้อย DragonPass จะส่งยืนยันการจองผ่านอีเมลที่กรอก พร้อม QR Code สามารถไปใช้เข้าห้องรับรองกับ DragonPass ได้เลย
Booking is successful and booking confirmation is sent to customer email with a QR Code to access lounges worldwide with DragonPass

The screenshot shows the DragonPass website interface. At the top, there is a dark red navigation bar with the 'DRAGONPASS' logo on the left and links for 'Search Airport', 'Services', 'Membership', and 'Help Topics' on the right. The main content area is white and features a central confirmation message. At the top of this message is a decorative icon of a dragon's head. Below the icon, the text reads 'Success!' followed by 'Thank you for your order. Everything has been processed successfully and we'll send a confirmation email shortly with the details.' A dark grey button labeled 'Back to home' is positioned below the text. Underneath the button, the text says 'Explore some of our most popular airport lounges.' This is followed by three lounge options, each with a photo, a title, and a list of locations with an icon of two people and a calendar.

DRAGONPASS Search Airport Services Membership Help Topics

Success!

Thank you for your order. Everything has been processed successfully and we'll send a confirmation email shortly with the details.

[Back to home](#)


Explore some of our most popular airport lounges.

- PLAZA PREMIUM LOUNGE**
Plaza Premium Lounge
Terminal 5, International Departure, Airside
- PLAZA PREMIUM LOUNGE (PIER C)**
Plaza Premium Lounge (Pier C)
Domestic Terminal, Domestic Departure, Airside
- PRIMECLASS LOUNGE**
Primeclass Lounge
Terminal 4, International Departure, Domestic Departure, Airside

Step 9

สมาชิกจะได้รับอีเมลยืนยันพร้อม QR Code สามารถนำQR Code ที่ได้รับไปใช้เข้าLoungeได้เลย
The member will be received the email confirmation with QR code attached to use to access the lounge

จาก: dragonpassgo <noreply@dragonpassgo.com>
Date: 8.11 มี.ค. 2025 เวลา 12:22
Subject: Your DragonPass order confirmation
To: dragonpassgo@gmail.com



Order Confirmation

Dear [Redacted]

Thank you for your recent purchase with DragonPass. Your booking details and order summary can be found below.

Your Lounge Pass is attached to this email. Please show this attachment to the staff at the lounge you wish to enter to enjoy all the features and benefits the lounge has to offer.

Booking Details	
Booking ref	LO202503111322150688832
DragonPass ID	1721603258715421
Service	Lounge Pass
Number of Visit(s)	1
Booked on	11 March 2025, 13:22
Expiry date	11 Mar 2026, 23:59

Notes
Walk-up Passes can be used for all Lounges in the DragonPass network on any date, subject to lounge capacity.


Order Summary	
1 x Lounge Pass	\$55.00
Discount (7qSy2dR5yG)	-100%(\$55.00)
Total	USD \$0.00

We wish you safe travels and hope you enjoy your lounge experience.


The DragonPass team

[Help & Support](#)
If you have any questions, visit our [help section](#) for a quick solution.
If you need further assistance, please [get in touch](#).

อีเมล / Email



Lounge Pass



DRAGONPASS
[Redacted]
(Membership no.: 1721609118549881)

Email: [Redacted]
Mobile number: [Redacted]
No. of visit(s): 1
Expiry date & time (UTC+0): 11 Mar 2026, 23:59

Terms of use
Lounge access depends on lounge capacity.

Notes
Walk-up Passes can be used for all Lounges in the DragonPass network on any date, subject to lounge capacity.

For more information about the lounge you plan to visit, please check the lounge details page. You will find opening hours, services available, and other features the lounge offers.

Instruction for lounge staff
Please accept this as part of the DragonPass program and process the visit through the DragonPass portal. Booking made on DragonPass Go.

[Help & Support](#)
If you have any questions, visit our [help section](#) for a quick solution.
If you need further assistance, please [get in touch](#).

QR Code